





































































Appendix II – BVPIs which met their 2005/2006 year-end performance targets

Code	Short Name	PI Category	2003/4	2004/5	2005/6		Movement from 04/05	Status
			Actual Value	Actual Value	Actual Value	Target		
Category: 1-Affordable Housing								
Traffic Light: Green								
BV164	Equal Access to Social Housing	1-Affordable Housing	N/a	Yes	Yes	Yes		
BV184b	Non-decent local authority dwellings (change)	1-Affordable Housing	12.00%	-14.00%	17.00%	6.00%		
BV202	Number of people sleeping rough	1-Affordable Housing	N/a	0.00	0.00	5.00		
BV63	Energy Efficiency of Housing Stock	1-Affordable Housing	N/a	57.20	63.70	60.00		
BV64	No of private sector vacant dwellings that are returned into occupation or demolished	1-Affordable Housing	36.00	33.00	25.00	25.00		
BV66a	Rent Collection and Arrears Recovery	1-Affordable Housing	N/a	N/a	99.57%	98.85%	N/a	
Category: 3-Keeping our District Safe								
Traffic Light: Green								
BV126	Domestic burglaries per 1,000 households	3-Keeping our District Safe	11.20	8.40	5.09	8.00		
BV127b	Robberies per 1,000 Population	3-Keeping our District Safe	N/a	N/a	0.19	0.30	N/a	
Category: 4-Caring for the Environment								
Traffic Light: Green								
BV109a	Major applications determined in 13 weeks	4-Caring for the Environment	38.00%	42.30%	72.70%	60.00%		
BV109b	Minor applications determined in 8 weeks	4-Caring for the Environment	58.60%	67.70%	72.90%	65.00%		
BV109c	Planning Applications: 'Other' applications determined within 8 weeks	4-Caring for the Environment	81.30%	77.60%	85.00%	80.00%		
BV199a	Local street and environmental cleanliness - Litter and Detritus	4-Caring for the Environment	11.00%	15.00%	16.50%	18.00%		

Code	Short Name	PI Category	2003/4	2004/5	2005/6		Movement from 04/05	Status
			Actual Value	Actual Value	Actual Value	Target		
BV200a	Plan-making: Local Development Scheme submitted?	4-Caring for the Environment	Yes	Yes	Yes	Yes		
BV200b	Plan-making: Milestones Met?	4-Caring for the Environment	N/a	N/a	Yes	Yes	N/a	
BV200c	Plan-making: Monitoring Report	4-Caring for the Environment	N/a	N/a	Yes	Yes	N/a	
BV204	Planning appeals allowed	4-Caring for the Environment	N/a	46.60%	33.02%	40.00%		
BV205	Quality of Planning Service checklist	4-Caring for the Environment	N/a	77.80%	100.00%	94.00%		
BV219a	Preserving the Special Character of Conservation Areas	4-Caring for the Environment	N/a	N/a	52.00	Not set – new PI	N/a	
BV82a(i)	% of Household Waste Recycled	4-Caring for the Environment	14.50%	15.06%	16.68%	21.00%	There is a joint performance target of 21% for parts 'a' and 'b'	
BV82b(i)	% of Household Waste Composted	4-Caring for the Environment	0.50%	0.57%	4.86%	0.50%		
BV82a(i) & (ii)	% of household waste recycled and composted	4-Caring for the Environment	N/a	N/a	21.54%	21%	N/a	
BV91a	Kerbside Collection of Recyclables (one recyclable)	4-Caring for the Environment	N/a	78.40%	85.12%	78.00%		
Category: 6- 1st Class Public Services								
Traffic Light: Green								
BV10	Percentage of Non-domestic Rates Collected	6-1st Class Public Services	98.10%	98.30%	98.70%	98.50%		
BV11a	Top 5% of Earners: Women	6-1st Class Public Services	26.13%	25.00%	28.00%	26.13%		
BV156	Buildings Accessible to People with a Disability	6-1st Class Public Services	62.22%	64.44%	68.88%	68.88%		
BV16a	Percentage of Employees with a Disability	6-1st Class Public Services	0.86%	1.42%	1.21%	1.15%		
BV170a	Visits to and Use of museums & galleries - All Visits, per 1000 population	6-1st Class Public Services	550	465	900	481		
BV170b	Visits to and use of Museums & galleries - Visits in Person, per 1000 population	6-1st Class Public Services	464	388	712	404		

Code	Short Name	PI Category	2003/4	2004/5	2005/6		Movement from 04/05	Status
			Actual Value	Actual Value	Actual Value	Target		
BV170c	Visits to and Use of Museums - School Groups	6-1st Class Public Services	3625	2758	4311	3000		
BV179	Standard land searches carried out in 10 working days	6-1st Class Public Services	99.72%	99.79%	99.50%	98.00%		
BV76a	Housing Benefits Security number of claimants visited per 1000 caseload	6-1st Class Public Services	115.88	315.82	405.89	321.00		
BV76c	Housing Benefits Security number of fraud investigations per 1000 caseload	6-1st Class Public Services	70.72	55.10	54.26	57.00		
BV76d	Housing Benefits Security number of prosecutions & sanctions per 1000 caseload	6-1st Class Public Services	4.01	4.50	5.99	5.52		
BV78a	Speed of processing - new HB/CTB claims	6-1st Class Public Services	48.00 days	42.00 days	35.84 days	38.00 days		
BV79a	Accuracy of processing - HB/CTB claims	6-1st Class Public Services	98.90%	97.00%	98.40%	99.00%		
BV79b(i)	Percentage of Recoverable Overpayments Recovered (HB) that are recovered during period	6-1st Class Public Services	50.03%	29.90%	74.24%	55.00%		
BV9	% of Council Tax collected	6-1st Class Public Services	98.30%	98.30%	98.30%	98.50%		

Status	
	This PI is below target.
	This PI is on/over target.

Movement	
	This PI has improved/decreased from 04/05
	The value of this PI has not changed from 04/05